



Gunns™ TIMBER PRODUCTS

Auspine Limited
ABN: 48 004 289 730

Australian Product Catalogue Jarrah

CONTENTS

INTRODUCTION

Company Background

WESTERN AUSTRALIAN HARDWOODS

Green Sawn, Kiln Dried/Seasoned

Technical Specifications

Jarrah

Grading Standards

Summary of Permissible Characteristics for
Seasoned Western Australian (W.A.) Hardwoods

Structural

Green Sawn

Kiln Dried

Skip Dressed, Square Dressed, Profiled,
Benchwood & Laminated products

Flooring

Tongue & Grooved, Secret Nailed, End Matched

Decking

Reeded and Plain

Care and Maintenance

Information sheet for Western Australian Hardwoods
Information sheet for Flooring

COMPANY BACKGROUND

An insight into Gunns

Gunns Limited is Australia's largest fully integrated hardwood forest products company. Gunns is the largest hardwood sawmilling operation in Western Australia. It markets Australian hardwoods domestically and Internationally. Gunns in Western Australia operates a processing centre, distribution centre, sawmill and veneer slicing mill employing around 200 people.

Our vision is to become an internationally competitive market leader, caring for its employees, customers and the environment.

Investing in the future

In our quest to add value to our State's unique hardwood resources and remain at the forefront of innovation, Gunns has invested millions of dollars in state-of-the-art seasoning technology, including pre-driers and final drying kilns.

The in-house development of this technology has substantially reduced drying times of our unique hardwoods, allowing for more flexibility in the marketing of these products within Australia and around the world. This unique seasoning system combines with world class processing procedures to create a superior finished product.

Gunns' experience, technology investment, and dependability of supply ensures that the company will continue to maintain its market leadership in the industry.

Quality Initiatives

Gunns is a quality certified company in accordance with International Standard AS/NZS ISO 9001: 2000.

Gunns decision to incorporate a quality system demonstrates our commitment to a high level of customer service. The adoption of this system ensures that all manufacturing processes are standardised.

Our commitment to service excellence

Gunns is committed to service excellence. Our Service Vision was formulated as a means of setting a standard of service for all employees.

We are committed to a common goal - customer satisfaction.

Our Continuous Improvement Process (CIP) is another initiative which brings together teams of people across the company to improve processes and practices. CIP aims to deliver product quality and customer service.



Service vision

To provide our customers with a competitive range of quality products and service excellence. We will achieve this through team work, flexibility, innovations and building better relationships. We will conduct our business in an ethical and environmentally responsible manner.

Preserving our forests

Western Australia's forests are managed by the State Government in line with internationally accepted principles of ecologically sustainable forest management. This ensures our forests are conserved for today and for future generations to use and enjoy. The Government's management strategy includes setting aside more than 1.26 million hectares of a diverse range of forest ecosystems in existing and proposed national parks, forest conservation areas and other reserves in the south west.

It is Gunns' policy to operate its business in a responsible manner, adopting environmentally sound and sustainable practices. Gunns have implemented an Environmental Management System. The aim is for all stages of the forest management and production process to comply with ISO standards. The State Government's agency responsible for harvesting operations and the company have achieved Environmental Certification under ISO 14001.

For more information about the sustainable management of Western Australia's forests visit www.dec.wa.gov.au or www.fpc.wa.gov.au

To find out more

Gunns Timber Products
ABN 48 004 289 730
13 Modal Crescent, Canning Vale WA 6155

Telephone 1800 088 135
Facsimile 1800 337 104
Email timber@gunns.com.au
website www.gunnstimber.com.au



SUMMARY OF PERMISSIBLE CHARACTERISTICS FOR SEASONED HARDWOODS

CHARACTERISTICS	PRIME GRADE GRADED ON THE BEST FACE, TWO (2) EDGES AND REAR FACE GRADED TO STANDARD GRADE	STANDARD GRADE GRADED ALL FOUR (4) SURFACES
BORER HOLES (Clean Edged)	Permitted provided not exceeding 5mm in dia. and not more than two (2) within any 0.9 metre of length.	Permitted provided not exceeding 12mm in dia. and not more than two (2) within any 0.9 metre of length.
BORER CANALS	Not Permitted.	Permitted provided not exceeding 12mm in width by 50mm in length and not more than one (1) within any 0.9 metre of length.
PIN HOLES	Permitted provided not exceeding 2mm in dia., isolated and not more than six (6) within any 0.9 metre of length.	Permitted provided not exceeding 3mm in dia. and not more than ten (10) within any 0.9 metre of length.
KNOTS	Permitted provided sound and intergrown, not exceeding 25% of the width of the surface on which they occur with associated voids not exceeding 5mm in dia. and not more than one (1) within any 0.9 metre of length.	Permitted provided sound and intergrown not exceeding 1/3rd of the width of the surface on which they occur with associated voids not exceeding 12mm in dia. and not more than three (3) within any 0.9 metre of length.
KNOT HOLES	Not permitted.	Permitted provided not exceeding 12mm in dia. and not more than two (2) within any 0.9 metre of length.
GUM VEINS - TIGHT (bridged with Wood Fibre)	Permitted provided not exceeding 2mm in width and individually and in aggregate not exceeding 400mm in any 0.9 metre of length.	No limitations.
GUM VEINS - LOOSE	Nor permitted.	Permitted provided not exceeding 3mm in width, confined to one surface only and individually and in aggregate not exceeding 400mm within any 0.9 metre of length.
GUM POCKETS	Not permitted.	Permitted provided not exceeding 10mm in width by 150mm in length, not intersecting an end and not more than one (1) within any 0.9 metre of length.
GUM STREAKS, SMEARS, SPLASHES	Permitted provided not exceeding 2mm in depth and in area not to exceed 50mm x 25mm or equivalent.	Permitted provided bridged with wood fibre and sound.
OVERGROWTHS OF INJURY AND KNOT OCCULSIONS	Permitted provided sound and intergrown, not exceeding 25% of the width of the surface on which they occur with associated voids not exceeding 5mm in dia. and not more than one (1) within 0.9 metre of length.	Permitted provided sound and intergrown, not exceeding 1/3rd of the width of the surface on which they occur with associated voids not exceeding 12mm in dia. and not more than three (3) within 0.9 metre of length.
BIRDSEYES (Epicormics)	Singular and/or in clusters permitted provided individual openings do not exceed 1.5mm in width and do not extend beyond 50% of the length of the characteristic.	No limitations.
WANT AND WANE	Permitted provided able to be removed by final matching to industry dimensions.	Permitted provided not exceeding 25mm measured across the bevel of one (1) aris and in aggregate not exceeding 1/3rd of the length of the piece.
SURFACE SEASONING CHECKING	Fine, hairline checks permitted provided individually not exceeding 75mm in length and in aggregate not exceeding 10% of the length of the surface.	Permitted provided individually not exceeding 2mm in width by 200mm in length.
COMBINATION OF CHARACTERISTICS	Permitted provided a combination of not more than two (2) characteristics and not more than one (1) combination within any 0.9 metre of length.	Permitted provided a combination of not more than three (3) characteristics of a maximum permissible size within any 0.9 metre of length.
SAPWOOD (non - susceptible)	No limitations.	No limitations.
BLACK SPECK, SPOTS, FLECK	No limitations.	No limitations.
BURLS, FEATURE GRAINS	No limitations.	No limitations.
NATURAL COLOUR VARIATIONS/ STAINS	Permitted provided not associated with decay.	Permitted provided not associated with decay.
SLOPE OF GRAIN	Not limited for the purpose of this grade, however for structural applications refer to Australian Standard 2082 - 1979.	Not limited for the purpose of this grade, however for structural applications refer to Australian Standard 2082 - 1979.
CUPPING/TWISTING	Permitted provided able to be removed by final machining to industry dimensions.	Permitted provided able to be removed by final machining to industry dimensions.
BOW/SPRING	Permitted provided able to meet permissible allowances within milled product specifications.	Permitted provided able to meet permissible allowances within milled product specifications.

In addition to the non - permissible characteristics listed in the abovementioned summary, the following imperfections shall not be permitted in the individual grades of Prime and Standard.

- | | |
|---|--|
| <ul style="list-style-type: none"> a. #Compression failures other fractures b. #Falling or dross shakes c. #Heart and associated shakes d. #End splits within the ordered length e. #Internal seasoning checks | <ul style="list-style-type: none"> f. #Loose unsound and defective knots g. #Included bark h. #decay i. #Termite galleries |
|---|--|

Extract from: Industry Standard for Seasoned, Sawn and Skip Dressed Western Australian Hardwoods*, July 1992 (Amended June 1997), Forest Industries Federation Western Australia (FIFWA)

Gunns Timber Products
ABN 48 004 289 730
13 Modal Crescent, Canning Vale WA 6155

Telephone 1800 088 135
Facsimile 1800 337 104
Email timber@gunns.com.au
website www.gunnstimmer.com.au



F8 JARRAH
GREEN SAWN STRUCTURAL 3
GREEN SAWN APPEARANCE 3

NOMINAL SAWN SIZE
50 x 25
150 x 25
75 x 38
75 x 50
100 x 50
125 x 50
150 x 50
200 x 50
100 x 75
125 x 75
100 x 100

GREEN SAWN JARRAH

Length range 0.9 to 6.0m in 300mm increments
(lengths over 4.5m subject to availability)
Special section sizes subject to availability.

**JARRAH KILN DRIED
PRIME GRADE SAWN/SKIP DRESSED
STANDARD GRADE SAWN/SKIP DRESSED**

NOMINAL SAWN SIZE	NOMINAL SAWN SIZE	NOMINAL SAWN SIZE
50 x 25	50 x 38	50 x 50
75 x 25	75 x 38	75 x 50
100 x 25	100 x 38	100 x 50
125 x 25	125 x 38	125 x 50
150 x 25	150 x 38	150 x 50
200 x 25	200 x 38	200 x 50
250 x 25	250 x 38	250 x 50
300 x 25	300 x 38	300 x 50

KILN DRIED JARRAH

Length range 0.9 to 5.4m in 100mm increments











JARRAH KILN DRIED PRIME GRADE DRESSED

SECTIONAL SIZE	SECTIONAL SIZE	SECTIONAL SIZE	SECTIONAL SIZE
	19 x 19		
		30 x 30	42 x 42
	40 x 19	40 x 30	40 x 40
60 x 12	60 x 19	60 x 30	60 x 40
80 x 12	80 x 19	80 x 30	80 x 40
105 x 12	105 x 19	105 x 30	105 x 40
	125 x 19	125 x 30	125 x 40
	175 x 19	175 x 30	175 x 40
	220 x 19	220 x 30	220 x 40
	280 x 19	280 x 30	280 x 40

KILN DRIED JARRAH

Length range 0.9 to 5.4m in 100mm increments










JARRAH KILN DRIED MOULDINGS AND PROFILED PRODUCTS

PRODUCT DESCRIPTION	SECTION SIZE	PROFILE
SKIRTING		
Bullnosed	60 x 19	
Bullnosed	80 x 19	
Colonial	65 x 19	
Colonial	80 x 19	
Colonial	125 x 19	
Splayed	60 x 19	
Splayed	80 x 19	
ARCHITRAVE		
Bullnosed	40 x 19	
Bullnosed	60 x 19	
Bullnosed	80 x 19	
Colonial	65 x 19	
Splayed	60 x 19	
Splayed	80 x 19	
QUARTER ROUND		
	12 x 12	
	19 x 19	
	30 x 30	
	40 x 40	
SCOTIA		
	19 x 19	
	30 x 30	
	40 x 40	
DOOR STOP		
	30 x 12	
	40 x 12	
BOLECTION MOULD		
	30 x 11	
	40 x 16	

KILN DRIED JARRAH

Length range 0.9 and longer in 100mm increments

JARRAH KILN DRIED MOULDINGS AND PROFILED PRODUCTS

PRODUCT DESCRIPTION	SECTION SIZE	PROFILE
REBATED SHELF STRIP		
	60 x 19	
NOSING		
	125 x 30	
	150 x 30	
	175 x 30	
DRESSED & CHAMFERED WEATHERBOARD		
	160 x 21	
FEATHER EDGE WEATHERBOARD		
	160 x 21	
PANELLING		
No. 403	80 x 12	
No. 406	80 x 7	
BENCHWOOD		
	640 x 30	
LAMINATED POSTS		
	90 x 90	
LAMINATED STRINGERS		
	285 x 32	
	285 x 42	
LAMINATED TREADS		
	245 x 32	
	285 x 32	
	285 x 42	

KILN DRIED JARRAH

Length range 0.9 and longer in 100mm increments

JARRAH KILN DRIED FLOORING & DECKING

PRODUCT DESCRIPTION	SECTION SIZE	PROFILE
TONGUE & GROOVE Maximum recommended support spacings 600mm		Gunns recommends Secret Nailing to 80mm wide flooring only.
	80 x 19	
	125 x 19	
TONGUE & GROOVE Overlay		
	85 x 13	
PENCIL ROUNDED Maximum recommended support spacing 450mm		
	65 x 20	
	85 x 20	
	105 x 20	
	125 x 20	
PENCIL ROUNDED Maximum recommended support spacing 900mm		
	105 x 30	
	125 x 30	
REDEDED DECKING Maximum recommended support spacing 450mm		
	65 x 20	
	85 x 20	
	125 x 20	
REDEDED DECKING Maximum recommended support spacing 900mm		
Finger Jointed & Solid	85 x 30	
Finger Jointed & Solid	105 x 30	
Finger Jointed & Solid	125 x 30	

KILN DRIED JARRAH

Length range 0.9 and longer in 100mm increments

INFORMATION SHEET FOR WESTERN AUSTRALIAN (WA) HARDWOODS

Jarrah

Hardwood Packaging by Gunns

Gunns may shroud hardwood in plastic for short term protection against moisture uptake. Care has been taken to ensure the packaging is environmentally friendly such as the use of recyclable plastic wrapping.

Special strapping has also been used to prevent any possible damage to the hardwood and enhance safety for its employees.

Jarrah glue laminated products ie. Benchwood, have a sanding sealer applied to all surfaces before packaging in plastic. This ensures variations in moisture content outside do not result in movement of the hardwood. The sanding sealer should only be removed prior to applying a suitable finish.

Hardwood Handling by Customer

Care should be taken when handling hardwood during loading and unloading. Minimum disturbance to the bundles and packs is important because broken straps on the bundles can pose a hazard to workers and equipment.

Fork lift drivers should also be careful not to cause unnecessary damage to the hardwood. Gunns have systems in place to ensure your order is correct, however, upon receipt of the hardwood it is advised that customers inspect it for discrepancies including quantity and the general quality of the product(s).

Any discrepancy should be referred to the appropriate sales representative or place of purchase so that the problem can be rectified immediately and ensure your satisfaction.

Hardwood Storage by the Customer

Seasoned hardwood is best stored flat on top of hardwood bearers in a dry, protected area with at least 100mm clearance off the ground to allow for air to circulate.

Hardwood should not be completely covered in plastic for long periods of time as this will cause it to sweat.

Hardwood Fixing by the Customer

Prior to fixing, seasoned hardwood should be stored in the area in which it is to be used, to enable it to reach its equilibrium moisture content.

During installation it may be necessary to place a moisture barrier between the hardwood and the source of the moisture. This is often used to protect it from moisture evaporating off brick work or concrete slabs.

Hardwood Care by Customers

Care should be taken not to place hot items on any hardwood surface.

If finished hardwood should become blemished, Scandinavian oil lightly rubbed with fine steel wool along the hardwood grain will ease minor scratches. Hardwood should have fastenings checked over time to ensure hardwood movement has not affected the screw holding ability.

Hardwood Safety

When handling hardwood and its by-products caution and preventative care should be taken. Hardwood splinters and dust may affect hands, skin, eyes, nose and lungs. As such hand protection and recommended masks should be worn when handling. Safety boots are also advisable where heavy section hardwood is being handled. Due to hardwood's flammable nature it should be kept away from heat sources.

For further details, see Gunns' technical and safety information brochures.

Note: For care and maintenance information on hardwood flooring refer to Flooring and Decking section.

INFORMATION SHEET FOR WESTERN AUSTRALIAN (WA) HARDWOOD FLOORING

On-site Protection and Storage

Gunns carefully packs all flooring at our processing centre to protect it from moisture damage during storage and transportation. It is possible however for the packaging to become damaged during handling and it should be inspected upon delivery to ensure that the flooring is adequately protected on-site. Plastic wrapping on hardwood is only a temporary form of protection. The packs of flooring should be stored 200mm clear from the ground at all times. Avoid storage in uncontrolled climatic conditions (such as garage, builder's shed) or under plastic covers exposed to direct sunlight (as these limit air circulation and expose the flooring to extremely high temperatures).

Preparation

Hardwood flooring is a natural product that will absorb and transpire moisture during its life, and as a consequence there will always be movement in individual boards. To avoid excessive movement in your finished hardwood floor it is important for you to understand the nature of hardwood.

- Changes in climate (primarily temperature and humidity) cause hardwood to absorb or release moisture. When absorbing moisture, hardwood expands, when releasing moisture, hardwood contracts.
- Gunns flooring is kiln dried to a standard level of moisture content ranging between 9 and 14% (ie, the average moisture content for most situations in Australia). You will need to acclimatise your floor, prior to installation, to your local climate.
- Acclimatisation can only occur if the hardwood is placed in its intended environment prior to using. The face of each board must be exposed to the air (ie, lay the boards out on the sub-floor). The time taken for the hardwood to acclimatise is dependent on a number of variables and in order for all of these factors we recommend you allow at least 2 weeks acclimatisation before installation.
- If you intent to "control" the climatic conditions in the room by air-conditioning heating or cooling, then you must acclimatise the hardwood relevant to the controlled conditions before installation, as described above.

- You should avoid fixing hardwood in extreme weather conditions such as very dry heat, high humidity or very moist wet conditions even if the internal environment is controlled.
- Stabilised hardwood must be used in the sub-floor. If the sub-floor "moves" due to climatic changes this can have a detrimental affect on the finished floor.
- Poor sub-floor ventilation is probably the most significant factor contributing to the failure of a tongue and groove hardwood floor. Excessive humidity in the under-floor area may be caused by either a lack of sufficient cross-ventilation or from damp soil conditions arising from inadequate drainage. These conditions lead to swelling ("bulging" and "cupping") of the flooring and possibly its eventual decay, plus an unhealthy mustiness within the house.
- For installation over a concrete floor, ensure that the slab is clean and has a moisture content of 5% or below.

Correct sub-floor ventilation is essential to the successful performance of a solid hardwood floor.

Installation

- It is recommended that the hardwood floor be laid by a person with knowledge and experience in all aspects associated with hardwood flooring installation, sanding and polishing.

Floor Care

Once the floor has been laid, the amount of climatic variation occurring in your room or house will determine the degree of movement of the hardwood in your floor. If you wish to minimise movement you must minimise the changes in the climatic conditions that occur. You must also avoid exposure to direct sunlight, heat or excessive moisture (eg. Excessive wet mopping).

DISCLAIMER: Gunns does not recommend solvent based polyurethane sealants be used to finish tongue and groove hardwood flooring. Under certain conditions, the use of these sealants can result in edge bonding which may cause gapping between floor boards and result in individual boards splitting in some cases.